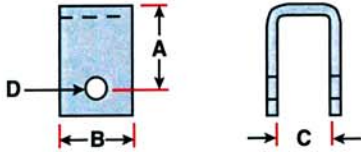


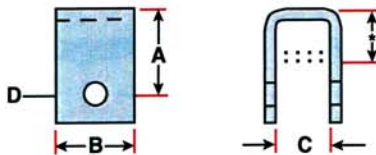


Suspension Components



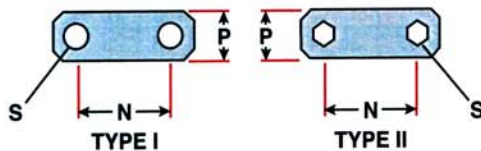
Double Eye Spring Hangers

Part Number	Ref. Number	A	B	C	D	Mat'l Stock
7401	930033X	1 1/8"	3"	1 1/4"	9/16"	4 ga.
7402	28-3	2 7/16"	3"	1 7/8"	9/16"	4 ga.
7403	28-5	3 1/4"	3"	1 7/8"	9/16"	4 ga.
7404	28-6	1 7/16"	3"	1 7/8"	9/16"	4 ga.
7405	28-4	4 1/4"	3"	1 7/8"	9/16"	4 ga.



Slipper Spring Hangers

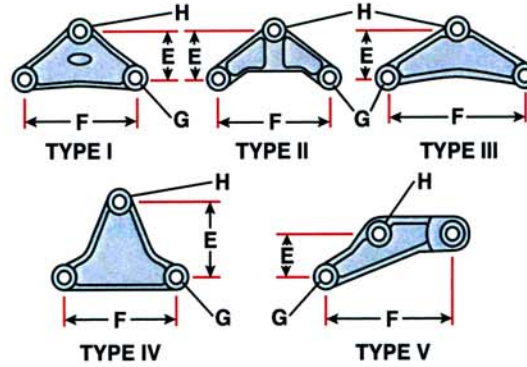
Part Number	Ref. Number	Type	A	B	C	D	Mat'l Stock
7406	72-1584	Front	3 5/8"	4"	2 1/4"	9/16"	5/16"
7407	72-1586	Center	3 1/4"	4"	3 1/4"	7/8"	3/8"
7408	72-1585	Rear	6"	4"	2 1/4"	9/16"	5/16"
7404	28-6	Front	1 7/16"	3"	1 7/8"	9/16"	4 ga.
7411	—	Rear	—	1"	2 3/8"	—	3/16"



Shackle Links

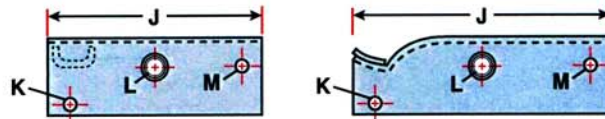
Part Number	N	P	S	Type
7510	2"	1 1/4"	9/16"	I
7504	2 1/4"	1 1/4"	9/16"	I
7505	2 1/4"	1 1/4"	*	II
7502	2 9/16"	1 1/4"	9/16"	I
7506	2 9/16"	1 1/4"	*	II
7511	2 9/16"	1 1/4"	9/16"	II
7503	3 1/8"	1 1/4"	9/16"	I
7508	3 1/8"	1 1/4"	*	II
7507	3 1/2"	1 1/4"	9/16"	I

* Includes two 7/16" shoulder bolts inserted into shackle link



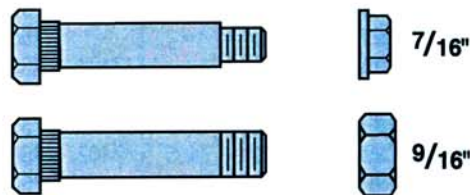
Double Eye Spring Equalizers

Part Number	E	F	G	H	Type
8301	2"	6 1/8"	9/16"	9/16"	II
8302	3"	7 3/4"	9/16"	9/16"	III
8304	2 1/2"	6 1/8"	9/16"	9/16"	I
8305	4"	6 1/16"	9/16"	9/16"	IV
8322	2"	6 3/4"	9/16"	9/16"	V
8323	2"	5 3/4"	9/16"	9/16"	I
8324	2 9/16"	8 11/16"	9/16"	11/16"	V



Slipper Spring Suspension

Part Number	Ref. Number	J	K	L	M	Spring Width
8303	E-5541	12"	9/16"	7/8"	9/16"	2"
8331	91354	13 7/8"	7/16"	7/8"	9/16"	2"
91303	91303	11 7/8"	7/16"	7/8"	9/16"	2"



Attaching Bolts & Nuts

Part Number	Description
5810	7/16" x 3 1/4" Shoulder Bolt
5806	9/16" x 3" Shackle Bolt
5811	9/16" x 3 1/2" Shackle Bolt
5807	7/8" x 4 5/8" Equalizer Bolt w/Zerk
6707	7/8" Equalizer Top Lock Nut
6706	9/16" Shackle Top Lock Nut
6708	7/16" Top Lock Flange Nut
6722	7/16" - 20 VNF Flange Nut Nylon
5830	Bolt, 9/16" x 3" WET Shackle
5831	Bolt, Keeper 3/8" - 16
6721	Nut, Keeper 3/8" - 16

Suspension Components